



























**Design No: 7031 Blue Santa Portrait**
**Thread: DMC 6-strand Embroidery Floss**

Symbol	Number	Floss Lengths	Color Swatch	Symbol	Number	Floss Lengths	Color Swatch
◆	336	1		6	758	1	
△	312	2		△	754	1	
*	517	2		?	3774	1	
∇	518	3		—	948	1	
c	519	1		¢	760	1	
/	3756	1		✕	666	1	
●	938	1		▼	3345	1	
✕	434	1		●	3346	1	
⚡	435	1		*	3347	1	
5	436	1		∇	3348	1	
	437	1					
●	640	2					
⊥	642	2					
6	644	2					
«	822	2					
▪	White	2					

This sheet displays color swatches for the DMC Floss included in your kit. Please keep in mind that these swatches are indications of the color to hopefully, enable you to determine which floss is which DMC color.

What may help the most is to compare the actual floss lengths from Dark to Light, using the color swatches for help.

Unfortunately, there are many of the same number of 6-strand floss lengths included in your kit for several colors, so the number of floss lengths will not help that much.