

©2007, The Vermillion Stitchery. All Rights Reserved.

Cross Stitch - Use 2 Strands

Sym	DMC	Color
●	498	Christmas Red-DK
◇	321	Christmas Red
X	666	Christmas Red-bght
S	892	Med Carnation
o	894	Vy Lt Carnation
●	699	Christmas Green
⊕	700	Christmas Green-BRT
X	702	Kelly Green
e	704	Chartreuse-BRT
+	3348	Yellow Green-LT
■	310	Black
▪	1	White

Smiling Strawberries



Floss and Symbol Listing

Stitch Count

47 Wide x 54 Tall

Design Sizes*

14 Count 3-1/4w X 3-3/4h in

16 Count 2-7/8 X 3-3/8h in

18 Count 2-1/2w X 3h in

*Add 4-6 inches to each measurement for cut fabric size.

Back Stitch - Use 1 Strand

BS Sym	DMC	Area Description
—	814	Strawberries
—	699	All Leaves
—	310	All Ladybugs, Bee Bodies, Antennae, and Swirls
—	414	Bees' Wings
—	725	Yellow Lines on Bees

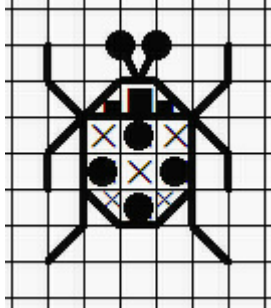
French Knots - Use 2 Strands

Sym	DMC	Color and Stitch Area
●	31	Black. Ends of Bees'
o	0	Antennae and on Lady Bug Backs

See next page for Lady Bugs and Flies Details...

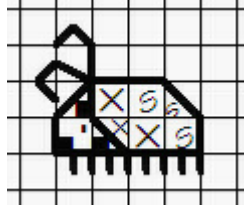
Stitching Details

Lady Bug Back

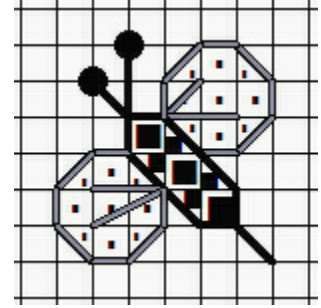


Refer to large chart for French Knot placement.

Lady Bug Side



Bees



Refer to large chart for placement of Yellow Back Stitch lines on Bee's Back.

Smiling Strawberries

